

HANDLE SERIES CK DIAMOND

The ergonomic handle of the European Diamond Series is available in both short and long configurations, optimized for comfort and balance during extended welding tasks. The handle integrates a low-profile on/off switch, designed for high-duty cycle use with minimal operator fatigue.

Internal Construction & Modular Switch System





Inside the handle lies a modular architecture that accepts interchangeable switch modules. Depending on application needs you can install a single-button, dual-button, lever-switch or up/down module. Each module can be configured to either use on 2T or 4T operations.

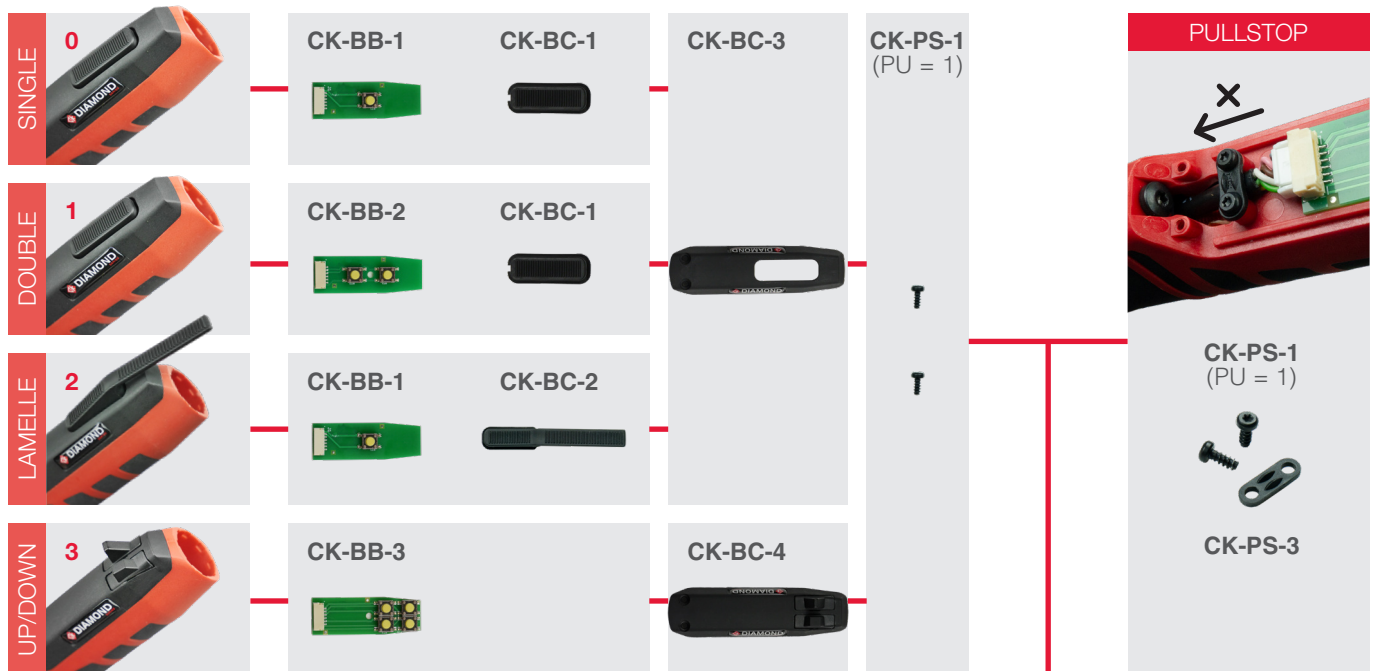
One Handle for all Torch Types

Depending on the model, the handle supports either air-cooled or water-cooled torch heads from the Diamond series.

Complete Grip Set

1 x Grip, 1 x Kink Protection, 1 x Switch + Switch Housing, 1 x Electronics, 1 x Pullstop, 4 x Screw, 1 x Screw

Switch Type		Short	Long (flex)
	Single	EDS0S	EDS0L
	Double	EDS1S	EDS1L
	Lamelle	EDS2S	EDS2L
	Up/Down	EDS3S	EDS3L



Serial Number: **EDSHDL**

Handle

European Diamond Series

This handle and its modular design makes repairing and switching parts very easy. Follow the lines to see which part fits where.

